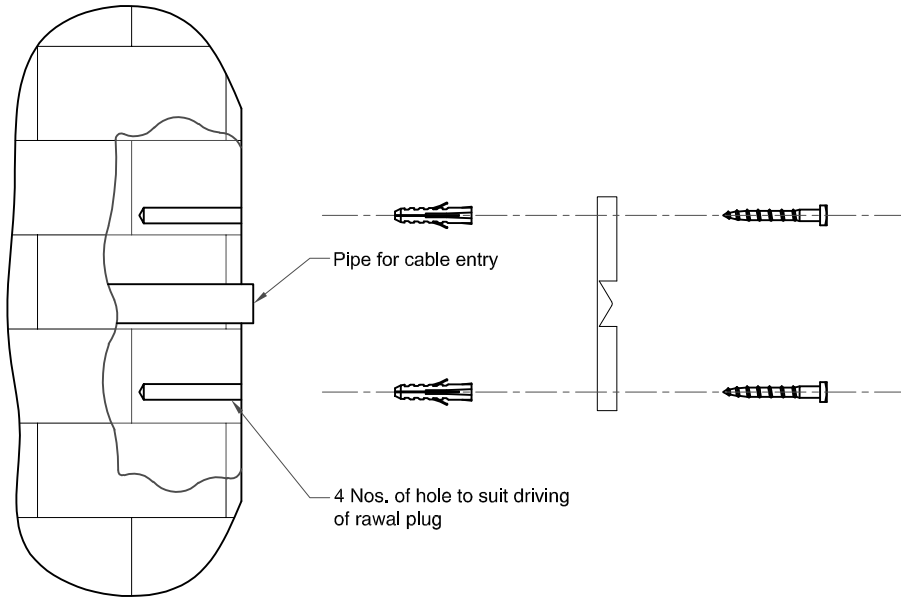
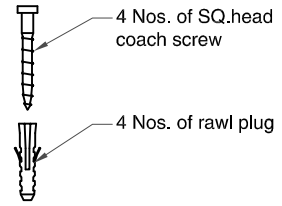
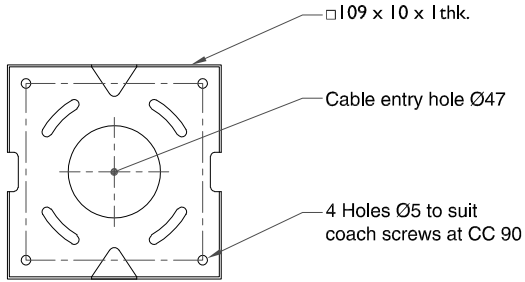


DWG. No. : KL-DFD-087  
SHEET No. : 1 of 1

ALL DIMENSIONS ARE IN mm



**NOTE:**

1. Pipe for cable entry shown is only for indicative.
2. Coach screws and rawl plugs are not included in the scope of supply.

REV. No.	REVISION DETAILS	DATE	REVISED	CHD	APPD

DRAWN R.SATHISH	CHECKED	APPROVED	DATE 13-02-19	SCALE 1 : 4	MATERIAL -
--------------------	---------	----------	------------------	----------------	---------------

Z:\K - LITE\006.FOUNDATION DETAILS\KL - DFD - 087 (W28)\REV 00.dwg

**K-LITE INDUSTRIES**  
CHENNAI - 600 058

DETAILED MOUNTING DRAWING FOR W28 WALL BRACKET

DRG. NO. **KL-DFD-087**    REV 00    SHEET 1 of 1